



Data Report

Emergency Vet Access in Canada (2026 Report – Major Provinces Analysis): 46.7% of Clinics Offer After-Hours Care

February 26, 2026 · A Data Analysis from the MyPetVet Index

Share:



Facebook



Copy Link

This analysis covers 2,351 clinics across British Columbia, Alberta, Ontario, and Quebec in the 2026 MyPetVet Index. Emergency veterinary access varies significantly — and in many cities, options are more limited than pet owners might expect.

According to the 2026 MyPetVet Index, which includes 2,351 veterinary clinics across four major provinces (3★+ rating threshold at time of indexing), the gap between standard and emergency care availability is significant.


46.7% of Canadian veterinary clinics in the MyPetVet Index offer emergency or after-hours care in 2026.

That means the majority of Canadian clinics operate strictly during standard business hours. In practical terms, that means more than half of veterinary clinics in major Canadian provinces do not publicly present after-hours emergency availability.

[Download the Full 2026 Emergency Vet Access Report \(PDF\)](#)

This report breaks down:

- Emergency vet coverage by province
- Cities with the highest emergency access
- Cities with the lowest emergency access
- What this means for pet owners

 **Need an emergency vet right now?** Skip the data — use our [Emergency Vet Finder](#) to locate the nearest open clinic.

2,351

Total Clinics in Index

1,097

Offering Emergency Care

46.7%

Emergency Coverage Rate

Emergency vs. Non-Emergency Clinics — Four-Province Breakdown



 Emergency / After-Hours (46.7%)

 Standard Hours Only (53.3%)

Key Takeaways (2026)

- **46.7%** of indexed Canadian clinics offer emergency or after-hours care
- Larger metropolitan areas have significantly higher emergency access
- Smaller cities and suburban regions often rely on rotating after-hours coverage
- Some cities in our dataset show emergency availability rates below 30%

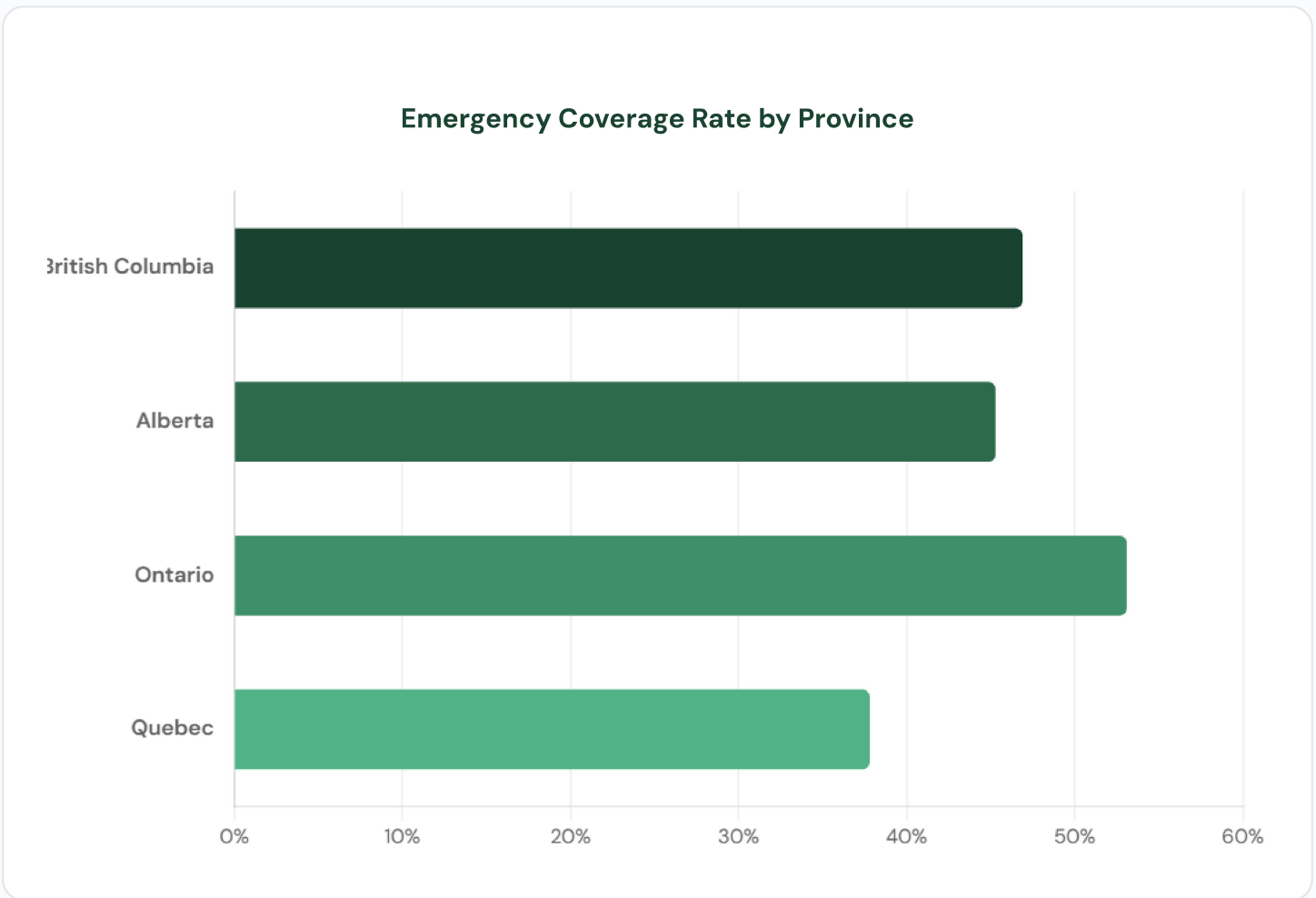
This gap highlights why emergency preparedness matters for pet owners — especially outside major metro areas.

Provincial Breakdown: Emergency Coverage Rates

While emergency services are available in every province, coverage rates vary.

Urban-heavy provinces such as Ontario and British Columbia show stronger emergency density due to larger population centres. Provinces with more rural distribution may have fewer dedicated 24-hour hospitals, relying instead on shared or rotating emergency schedules.

Province	Emergency Clinics	Total Clinics	Coverage	Cities
Ontario	440	828	53.1%	259
British Columbia	243	518	46.9%	112
Alberta	207	457	45.3%	114
Quebec	207	550	37.8%	188



Cities With the Highest Emergency Access

In major urban centres, pet owners typically have access to multiple emergency hospitals operating overnight.

Cities such as Toronto, Vancouver, Calgary, Edmonton, and Montreal show the strongest emergency coverage rates within the MyPetVet Index. These cities benefit from higher population density, larger referral hospitals, and specialty veterinary centres.

City	Emergency	Total	Coverage
Toronto, ON	63	87	72.4%
Calgary, AB	54	135	40.0%
Montreal, QC	43	111	38.7%
Edmonton, AB	36	77	46.8%
Vancouver, BC	30	56	53.6%
Surrey, BC	29	45	64.4%
London, ON	23	45	51.1%
Kingston, ON	13	17	76.5%
Nanaimo, BC	13	18	72.2%
Victoria, BC	13	35	37.1%

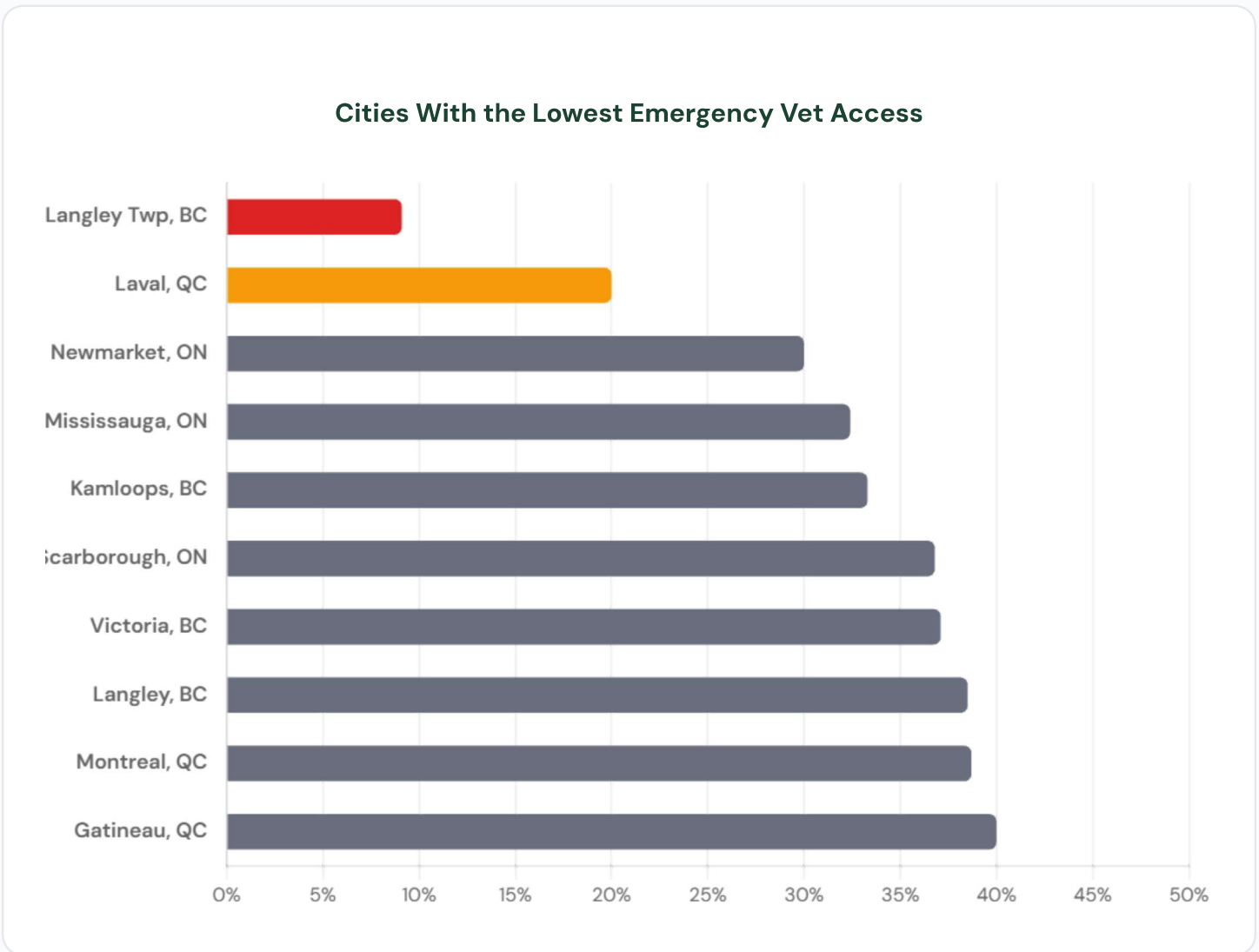
Cities With the Lowest Emergency Access

In contrast, several mid-sized cities show limited dedicated emergency availability within the dataset.

In these locations, pet owners may need to travel to a neighbouring city, rely on on-call rotation systems, or seek care at regional referral hospitals. This is particularly important for pet owners in cities where emergency access falls below 30% of indexed clinics.

City	Emergency	Total	Coverage
Langley Twp, BC	1	11	9.1%
Laval, QC	3	15	20.0%
Newmarket, ON	3	10	30.0%

Mississauga, ON	11	34	32.4%
Kamloops, BC	4	12	33.3%
Scarborough, ON	7	19	36.8%
Victoria, BC	13	35	37.1%
Langley, BC	5	13	38.5%
Montreal, QC	43	111	38.7%
Gatineau, QC	6	15	40.0%



Why Emergency Coverage Matters

In emergencies, time matters. Conditions such as bloat (GDV), severe trauma, toxic ingestion, respiratory distress, and seizures require immediate intervention.

In cities with limited emergency access, response time can increase significantly if owners must travel outside their local area.

Understanding emergency coverage in advance allows pet owners to:

- Identify the nearest 24-hour clinic
- Store emergency contact details
- Plan transportation routes
- Understand potential cost expectations

Urban vs. Suburban & Rural Patterns

The MyPetVet Index data suggests a clear pattern: major metros have dedicated emergency hospitals, while suburban and smaller cities often have fewer standalone emergency facilities. Some regions rely on rotating after-hours systems among local clinics.

This distribution reflects broader healthcare infrastructure trends and population density patterns.

What This Means for Pet Owners

If you live in a major city, you likely have multiple 24-hour emergency vet options.

If you live in a smaller city or suburban region, you should:

- Confirm which clinics provide after-hours coverage
- Save contact details in advance
- Know the nearest larger city with a dedicated emergency hospital

You can check emergency availability in your area using our [Emergency Vet Finder](#).



Find Emergency Veterinary Care Near You

Don't wait in an emergency. Find the nearest open emergency vet clinic now.

[Find Emergency Care →](#)

Methodology

The MyPetVet Index includes 2,351 veterinary clinics across major Canadian provinces as of February 2026. Data was compiled from publicly available business listings and includes clinics meeting a 3★+ rating threshold at the time of indexing. Emergency availability was determined by directly analyzing each clinic's website for structural indicators of emergency services — including navigation menus, page headings, URL paths, structured data (JSON-LD), and page content in both English and French. Clinics were scored based on the prominence and context of emergency-related terms, with referral-only mentions filtered out. This website-based analysis provides more comprehensive detection than listing data alone. This methodology measures publicly presented emergency services and does not independently verify operational capacity.

A note on Quebec: Quebec's emergency coverage rate (37.8%) is now comparable to other provinces after website-based analysis. Initial analysis using only Google listing data showed Quebec at 7.3%, significantly lower than other provinces. Website-based analysis revealed that many Quebec clinics offer emergency or after-hours services but use French-language terms (e.g., "urgence," "service de garde") not captured by listing data alone. The updated figure reflects emergency availability as presented on clinic websites in both English and French. This report reflects emergency coverage within the MyPetVet dataset and does not represent a complete census of all veterinary clinics in Canada.

Related: [Emergency Vet Guide →](#) · [Vet Cost Guide →](#) · [How to Choose a Vet →](#)

Media / Cite This Report

Data source: MyPetVet Index (2026), 2,351 clinics, 3★+ rating threshold at time of indexing.

URL: <https://mypetvet.ca/blog/emergency-vet-access-canada/>

Journalists and publishers are welcome to reference this data with attribution to MyPetVet Canada.

Share this report:

